

PIERCE JOINT UNIFIED SCHOOL DISTRICT

April 19, 2023

DEFERRED MAINTENANCE EXPENDITURE PLAN

2022/23 Fiscal Year

x150%	x160%	x175%	x190%
-------	-------	-------	-------

Template Revised 4/12/2023

PIERCE HS - 960 Wildwood Road

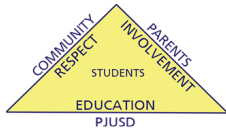
School	Assessed System	TYPE	Bldg.	Bench Mark Date	UNIT	U/C*	QTY	Beginning Values 2017/18	2019/20	2020/21	2021/22	2022/23	2023/24	2025	2030	2035	2040
Pierce HS	Electric	Clocks/Bells	All	2019	sq. ft.	\$ 1.75	80,000	\$ 140,000.00	\$ 163,296.00	\$ 176,359.68	\$ 190,468.45	\$ 205,705.93	\$ 222,162.41	\$ 210,000.00	\$ 224,000.00	\$ 245,000.00	\$ 266,000.00
Pierce HS	Electric	Fire Alarm	All	2005	sq. ft.	\$ 4.50	80,000	\$ 360,000.00	\$ 419,904.00	\$ 453,496.32	\$ 489,776.03	\$ 528,958.11	\$ 571,274.76	\$ 540,000.00	\$ 576,000.00	\$ 630,000.00	\$ 684,000.00
Pierce HS	Electric	Lighting	All	2017	sq. ft.	\$ 3.85	80,000	\$ 308,000.00	\$ 359,251.20	\$ 387,991.30	\$ 419,030.60	\$ 452,553.05	\$ 488,757.29	\$ 462,000.00	\$ 492,800.00	\$ 539,000.00	\$ 585,200.00
Pierce HS	Electric	Intercom/Phone	All	2017	sq. ft.	\$ 0.50	80,000	\$ 40,000.00	\$ 46,656.00	\$ 50,388.48	\$ 54,419.56	\$ 58,773.12	\$ 63,474.97	\$ 60,000.00	\$ 64,000.00	\$ 70,000.00	\$ 76,000.00
Pierce HS	Electric	Stadium Lighting	All	2009	LS	\$ 15,000.00	4	\$ 60,000.00	\$ 69,984.00	\$ 75,582.72	\$ 81,629.34	\$ 88,159.68	\$ 95,212.46	\$ 90,000.00	\$ 96,000.00	\$ 105,000.00	\$ 114,000.00
Pierce HS	Floors	Carpet	All	2009	sq. ft.	\$ 4.50	62,500	\$ 281,250.00	\$ 328,050.00	\$ 354,294.00	\$ 382,637.52	\$ 413,248.52	\$ 446,308.40	\$ 421,875.00	\$ 450,000.00	\$ 492,187.50	\$ 534,375.00
Pierce HS	Floors	VCT	Kit & RR's	2005	sq. ft.	\$ 7.50	25,000	\$ 187,500.00	\$ 218,700.00	\$ 236,196.00	\$ 256,091.68	\$ 275,499.01	\$ 297,538.94	\$ 281,250.00	\$ 300,000.00	\$ 328,125.00	\$ 356,250.00
Pierce HS	Floors	Wood	(2) Gym	1980	sq. ft.	\$ 18.00	16,000	\$ 288,000.00	\$ 335,923.20	\$ 362,797.06	\$ 391,820.82	\$ 423,166.49	\$ 457,019.81	\$ 432,000.00	\$ 460,800.00	\$ 504,000.00	\$ 547,200.00
Pierce HS	HVAC	Wall Units	Ports	2000	ea	\$ 6,500.00	8	\$ 52,000.00	\$ 60,652.80	\$ 65,505.02	\$ 70,745.43	\$ 76,405.06	\$ 82,517.46	\$ 78,000.00	\$ 83,200.00	\$ 91,000.00	\$ 98,800.00
Pierce HS	HVAC	Controls	Perm. Bldgs	2005	ea	\$ 1,800.00	45	\$ 81,000.00	\$ 94,478.40	\$ 102,036.67	\$ 110,199.61	\$ 119,015.57	\$ 128,536.82	\$ 121,500.00	\$ 129,600.00	\$ 141,750.00	\$ 153,900.00
Pierce HS	HVAC	Controls	Portables	2005	ea	\$ 1,800.00	8	\$ 14,400.00	\$ 16,796.16	\$ 18,139.85	\$ 19,591.04	\$ 21,158.32	\$ 22,850.99	\$ 21,600.00	\$ 23,040.00	\$ 25,200.00	\$ 27,360.00
Pierce HS	HVAC	Package	All	2010	ea	\$ 8,500.00	38	\$ 323,000.00	\$ 376,747.20	\$ 406,886.98	\$ 439,437.93	\$ 474,592.97	\$ 509,747.96	\$ 450,000.00	\$ 516,800.00	\$ 565,250.00	\$ 613,700.00
Pierce HS	Paint	Interior	All	2005	sq. ft.	\$ 1.80	80,000	\$ 144,000.00	\$ 167,961.60	\$ 181,398.53	\$ 195,910.41	\$ 211,583.24	\$ 228,500.00	\$ 200,000.00	\$ 230,400.00	\$ 252,000.00	\$ 273,600.00
Pierce HS	Paint	Paint - Exterior/trim	All	2017	sq. ft.	\$ 2.00	80,000	\$ 160,000.00	\$ 186,624.00	\$ 201,553.92	\$ 217,678.23	\$ 235,092.49	\$ 253,899.89	\$ 240,000.00	\$ 256,000.00	\$ 280,000.00	\$ 304,000.00
Pierce HS	Site	Pool Complex	All	1955	sq. ft.	\$ 2,150,000.00	1	\$ 2,150,000.00	\$ 2,507,760.00	\$ 2,708,380.80	\$ 2,925,051.26	\$ 3,159,055.37	\$ 3,411,779.79	\$ 3,225,000.00	\$ 3,440,000.00	\$ 3,762,500.00	\$ 4,085,000.00
Pierce HS	Site	Landscape/Irrigation	All	1975	sq. ft.	\$ 4.50	80,000	\$ 360,000.00	\$ 419,904.00	\$ 453,496.32	\$ 489,776.03	\$ 528,958.11	\$ 571,274.76	\$ 540,000.00	\$ 576,000.00	\$ 630,000.00	\$ 684,000.00
Pierce HS	Site	FB Bleachers/Press	All	2018	ea.	\$ 450,000.00	1	\$ 450,000.00	\$ 524,880.00	\$ 566,870.40	\$ 612,220.03	\$ 661,197.63	\$ 720,000.00	\$ 720,000.00	\$ 787,500.00	\$ 855,000.00	\$ 930,000.00
Pierce HS	Paving	Sidewalks	All	1970	sq. ft.	\$ 15.00	62,000	\$ 930,000.00	\$ 1,084,752.00	\$ 1,171,532.16	\$ 1,265,254.73	\$ 1,366,475.11	\$ 1,475,000.00	\$ 1,488,000.00	\$ 1,627,500.00	\$ 1,767,000.00	\$ 1,917,000.00
Pierce HS	Paving	Replacement	All	2023	sq. ft.	\$ 8.50	105,800	\$ 899,300.00	\$ 1,048,943.52	\$ 1,132,859.00	\$ 1,223,487.72	\$ 1,321,366.74	\$ 1,427,000.00	\$ 1,438,880.00	\$ 1,573,775.00	\$ 1,708,670.00	\$ 1,848,600.00
Pierce HS	Paving	Seal/Stripe	Parking	1982	sq. ft.	\$ 0.45	105,800	\$ 47,610.00	\$ 55,532.30	\$ 59,974.89	\$ 64,772.88	\$ 69,954.71	\$ 75,486.54	\$ 76,176.00	\$ 83,317.50	\$ 90,459.00	\$ 97,600.00
Pierce HS	Paving	Dirt	Track/BB Field	2022	ea	\$ 25,000.00	1	\$ 25,000.00	\$ 29,160.00	\$ 31,492.80	\$ 34,042.22	\$ 36,733.20	\$ 39,671.86	\$ 37,500.00	\$ 40,000.00	\$ 43,750.00	\$ 47,500.00
Pierce HS	Paving	Dirt/AC	Bus Parking	2020	sq. ft.	\$ 3.90	44,500	\$ 173,550.00	\$ 202,428.72	\$ 218,623.02	\$ 236,112.86	\$ 255,001.89	\$ 275,402.04	\$ 260,325.00	\$ 277,680.00	\$ 303,712.50	\$ 329,745.00
Pierce HS	Paving	Recoat	Tennis	2000	sq. ft.	\$ 3.00	59,800	\$ 179,400.00	\$ 209,252.16	\$ 225,992.33	\$ 244,071.72	\$ 263,597.46	\$ 284,685.25	\$ 269,100.00	\$ 287,040.00	\$ 313,950.00	\$ 340,860.00
Pierce HS	Plumbing	RR Fixtures	All	1967	sq. ft.	\$ 3.10	190,000	\$ 589,000.00	\$ 687,009.60	\$ 741,970.37	\$ 804,328.00	\$ 865,434.24	\$ 934,668.98	\$ 883,500.00	\$ 942,400.00	\$ 1,030,750.00	\$ 1,119,100.00
Pierce HS	Plumbing	Mains/other	All	1937	LS	\$ 350,000.00	1	\$ 350,000.00	\$ 408,240.00	\$ 440,899.20	\$ 476,171.14	\$ 514,264.83	\$ 555,406.01	\$ 525,000.00	\$ 560,000.00	\$ 612,500.00	\$ 665,000.00
Pierce HS	Roofs	Replace S.P.	Bldg A	2023	sq. ft.	\$ 12.00	30,300	\$ 363,600.00	\$ 424,103.04	\$ 458,031.28	\$ 494,673.79	\$ 534,247.69	\$ 577,000.00	\$ 581,760.00	\$ 636,300.00	\$ 690,840.00	\$ 746,380.00
Pierce HS	Roofs	Replace S.P.	Bldg B	2017	sq. ft.	\$ 15.00	14,000	\$ 210,000.00	\$ 244,944.00	\$ 264,539.52	\$ 285,702.68	\$ 308,558.90	\$ 333,243.51	\$ 300,000.00	\$ 336,000.00	\$ 367,500.00	\$ 399,000.00
Pierce HS	Roofs	Replace S.P.	Bldg C	2019	sq. ft.	\$ 9.00	9,000	\$ 81,000.00	\$ 94,478.40	\$ 102,036.67	\$ 110,199.61	\$ 119,015.57	\$ 128,536.82	\$ 121,500.00	\$ 129,600.00	\$ 141,750.00	\$ 153,900.00
Pierce HS	Roofs	Replace S.P.	Bldg D	2005	sq. ft.	\$ 15.00	3,100	\$ 46,500.00	\$ 54,237.60	\$ 58,576.61	\$ 63,262.74	\$ 68,323.76	\$ 73,764.76	\$ 70,000.00	\$ 74,400.00	\$ 81,375.00	\$ 88,350.00
Pierce HS	Roofs	Replace S.P.	Bldg E	2023	sq. ft.	\$ 15.00	7,700	\$ 115,500.00	\$ 134,719.20	\$ 145,496.74	\$ 157,136.47	\$ 169,707.39	\$ 183,278.28	\$ 184,800.00	\$ 202,125.00	\$ 219,450.00	\$ 237,775.00
Pierce HS	Roofs	Replace S.P.	Ag Bldg.	2019	sq. ft.	\$ 15.00	14,000	\$ 210,000.00	\$ 244,944.00	\$ 264,539.52	\$ 285,702.68	\$ 308,558.90	\$ 333,243.51	\$ 315,000.00	\$ 336,000.00	\$ 367,500.00	\$ 399,000.00
Pierce HS	Roofs	Replace S.P.	Portables	1990	ea.	\$ 13,500.00	8	\$ 108,000.00	\$ 125,971.20	\$ 136,048.90	\$ 146,932.81	\$ 158,687.43	\$ 171,382.43	\$ 162,000.00	\$ 172,800.00	\$ 189,000.00	\$ 205,200.00
Pierce HS	Roofs	Replace S.P.	MPR	2018	sq. ft.	\$ 15.00	8,900	\$ 133,500.00	\$ 155,714.40	\$ 168,171.55	\$ 181,625.28	\$ 196,155.30	\$ 211,847.72	\$ 200,250.00	\$ 213,600.00	\$ 233,625.00	\$ 253,650.00
Pierce HS	Wall Systems	Windows	All	2005	sq. ft.	\$ 17.00	30,000	\$ 510,000.00	\$ 594,864.00	\$ 642,453.12	\$ 693,849.37	\$ 749,357.32	\$ 809,305.90	\$ 765,000.00	\$ 816,000.00	\$ 892,500.00	\$ 969,000.00
Pierce HS	Wall Systems	Lockers	All	1970	ea.	\$ 85.00	500	\$ 42,500.00	\$ 49,572.00	\$ 53,537.76	\$ 57,820.78	\$ 62,446.44	\$ 67,442.16	\$ 63,750.00	\$ 68,000.00	\$ 74,375.00	\$ 80,750.00
Pierce HS	Wall Systems	Doors	All	1960	ea.	\$ 600.00	200	\$ 120,000.00	\$ 139,988.00	\$ 151,165.44	\$ 163,258.68	\$ 176,319.37	\$ 190,424.92	\$ 180,000.00	\$ 192,000.00	\$ 210,000.00	\$ 228,000.00
Pierce HS	Wall Systems	Locksets	All	2005	ea	\$ 300.00	200	\$ 60,000.00	\$ 69,984.00	\$ 75,582.72	\$ 81,629.34	\$ 88,159.68	\$ 95,212.46	\$ 90,000.00	\$ 96,000.00	\$ 105,000.00	\$ 114,000.00
Pierce HS	Wall Systems	Gym Bleachers	Girls Gym	2018	ea.	\$ 45,000.00	1	\$ 45,000.00	\$ 52,488.00	\$ 56,687.04	\$ 61,222.00	\$ 66,119.76	\$ 71,409.34	\$ 67,500.00	\$ 72,000.00	\$ 78,750.00	\$ 85,500.00
Pierce HS	Wall Systems	*Gym Bleachers (add Ele	Main Gym	2015	ea	\$ 175,000.00	1	\$ 175,000.00	\$ 204,120.00	\$ 220,449.60	\$ 238,085.57	\$ 257,132.41	\$ 277,703.01	\$ 262,500.00	\$ 280,000.00	\$ 306,250.00	\$ 332,500.00
Pierce HS	Wall Systems	Wall Covering	Relocatables	1990	sq. yd.	\$ 15.00	2,280	\$ 34,200.00	\$ 39,890.88	\$ 43,082.15	\$ 46,528.72	\$ 50,251.02	\$ 54,271.10	\$ 51,300.00	\$ 54,720.00	\$ 59,850.00	\$ 64,980.00
Site Total DM by Yr								\$ 851,500.00	\$ 1,066,731.12	\$ 31,492.80	\$ 1,529,889.84	\$ 2,025,321.82	\$ 413,222.07	\$ 1,541,475.00	\$ 2,940,800.00	\$ 936,250.00	\$ -
Sub Totals								\$ 10,847,810.00	\$ 12,816,182	\$ 13,841,476	\$ 14,948,794	\$ 16,144,698	\$ 17,436,274	\$ 16,271,715	\$ 17,356,496	\$ 18,983,668	\$ 20,610,839
Actuals								\$ 203,300.00	\$ 372,397.00	\$ 116,100.00	\$ 95,024.00	\$ 675,000.00					



George Parker:
Pool and New RR Bldg out to Bid

George Parker:
Parking Lot Paving Awarded to All American Constr. \$960K Capital Fund Pd \$370K DM Pd \$600K

George Parker:
Awarded Nov 22 to Madsen Roofing Bldg A \$490,993 No. Gym Roof \$201,903 Bond Pd \$648K DM Pd. \$75K



PIERCE JOINT UNIFIED SCHOOL DISTRICT

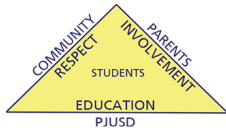
April 19, 2023

Lloyd Johnson MS - 938 Wildwood Road

School	Assessed System	TYPE	Bldg.	Bench Mark Date	UNIT	U/C*	QTY	2017/18	2019/20	2020/21	2021/22	2022/23	2023/24	x150%	x160%	x175%	x190%			
														2025	2030	2035	2040			
L. Johnson MS	Electric	Clocks/Bells	All	2023	sq. ft.	\$ 1.75	36,000	\$ 63,000.00	\$ 73,483.20	\$ 79,361.86	\$ 85,710.80	\$ 92,567.67	\$ 99,973.08	\$ 94,500.00	\$ 100,800.00	\$ 110,250.00	\$ 119,700.00			
L. Johnson MS	Electric	Fire Alarm	All	2005	sq. ft.	\$ 3.50	36,000	\$ 126,000.00	\$ 146,966.40	\$ 158,723.71	\$ 171,421.61	\$ 185,135.34	\$ 199,946.16	\$ 189,000.00	\$ 201,600.00	\$ 220,500.00	\$ 239,400.00			
L. Johnson MS	Electric	Lighting	All	2017	sq. ft.	\$ 3.85	36,000	\$ 138,600.00	\$ 161,663.04	\$ 174,596.08	\$ 188,563.77	\$ 203,648.87	\$ 210,940.78	\$ 207,900.00	\$ 221,760.00	\$ 242,550.00	\$ 263,340.00			
L. Johnson MS	Electric	Intercom/Phone	All	2017	sq. ft.	\$ 0.50	36,000	\$ 18,000.00	\$ 20,995.20	\$ 22,674.82	\$ 24,488.80	\$ 26,352.24	\$ 28,265.68	\$ 27,000.00	\$ 28,800.00	\$ 31,500.00	\$ 34,200.00			
L. Johnson MS	Floors	Carpet	All	2005	sq. ft.	\$ 4.50	13,500	\$ 60,750.00	\$ 70,858.80	\$ 76,527.50	\$ 82,649.70	\$ 89,318.40	\$ 96,049.10	\$ 91,125.00	\$ 97,200.00	\$ 106,312.50	\$ 115,425.00			
L. Johnson MS	Floors	VCT	Kit & RR's	2005	sq. ft.	\$ 7.50	1,500	\$ 11,250.00	\$ 13,122.00	\$ 14,171.76	\$ 15,305.50	\$ 16,529.24	\$ 17,853.00	\$ 16,875.00	\$ 18,000.00	\$ 19,687.50	\$ 21,375.00			
L. Johnson MS	Floors	Vinyl	Gyms	2005	sq. ft.	\$ 12.00	20,918	\$ 251,016.00	\$ 292,785.06	\$ 316,207.87	\$ 341,504.50	\$ 368,824.86	\$ 398,330.85	\$ 376,524.00	\$ 401,625.60	\$ 439,278.00	\$ 476,930.40			
L. Johnson MS	HVAC	Wall Units	Relocatables	2005	ea	\$ 6,500.00	7	\$ 45,500.00	\$ 53,071.20	\$ 57,316.90	\$ 61,902.26	\$ 66,854.43	\$ 72,202.78	\$ 68,250.00	\$ 72,800.00	\$ 79,625.00	\$ 86,450.00			
L. Johnson MS	HVAC	Package	All	2018	ea	\$ 8,000.00	16	\$ 128,000.00	\$ 149,299.20	\$ 161,243.14	\$ 174,142.59	\$ 188,073.99	\$ 203,119.91	\$ 192,000.00	\$ 204,800.00	\$ 224,000.00	\$ 243,200.00			
L. Johnson MS	HVAC	Controls	All	2005	ea.	\$ 1,800.00	24	\$ 43,200.00	\$ 50,388.48	\$ 54,419.56	\$ 58,773.12	\$ 63,474.97	\$ 68,552.97	\$ 64,800.00	\$ 69,120.00	\$ 75,600.00	\$ 82,080.00			
L. Johnson MS	Paint	Interior	All	2005	sq. ft.	\$ 1.40	36,000	\$ 50,400.00	\$ 58,786.56	\$ 63,489.48	\$ 68,568.64	\$ 74,054.14	\$ 79,978.47	\$ 75,600.00	\$ 80,640.00	\$ 88,200.00	\$ 95,760.00			
L. Johnson MS	Paint	Exterior	All	2005/19	sq. ft.	\$ 1.75	36,000	\$ 63,000.00	\$ 73,483.20	\$ 79,361.86	\$ 85,710.80	\$ 92,567.67	\$ 99,973.08	\$ 94,500.00	\$ 100,800.00	\$ 110,250.00	\$ 119,700.00			
L. Johnson MS	Paving	Replace	Hard Court	2020	sq. ft.	\$ 4.25	20,300	\$ 86,275.00	\$ 100,631.16	\$ 108,681.65	\$ 117,376.19	\$ 126,766.28	\$ 136,907.58	\$ 129,412.50	\$ 138,040.00	\$ 150,981.25	\$ 163,922.50			
L. Johnson MS	Paving	Replace	All	2005	sq. ft.	\$ 5.00	45,000	\$ 225,000.00	\$ 262,440.00	\$ 283,435.20	\$ 306,110.02	\$ 330,598.82	\$ 357,046.72	\$ 337,500.00	\$ 360,000.00	\$ 393,750.00	\$ 427,500.00			
L. Johnson MS	Paving	Seal/Stripe	Parking	2019	sq. ft.	\$ 0.25	18,500	\$ 4,625.00	\$ 5,394.60	\$ 5,826.17	\$ 6,292.26	\$ 6,795.64	\$ 7,339.29	\$ 6,937.50	\$ 7,400.00	\$ 8,093.75	\$ 8,787.50			
L. Johnson MS	Paving	Sidewalks	All	2005	sq. ft.	\$ 15.00	12,000	\$ 180,000.00	\$ 209,952.00	\$ 226,748.16	\$ 244,888.01	\$ 264,479.05	\$ 285,637.38	\$ 270,000.00	\$ 288,000.00	\$ 315,000.00	\$ 342,000.00			
L. Johnson MS	Roofs	Replace S.P.	Portables	2017	sq. ft.	\$ 15.00	9,000	\$ 135,000.00	\$ 157,464.00	\$ 170,061.12	\$ 183,666.01	\$ 198,359.29	\$ 214,228.03	\$ 202,500.00	\$ 216,000.00	\$ 236,250.00	\$ 256,500.00			
L. Johnson MS	Roofs	Replace Metal	Main Bldgs	2005	sq. ft.	\$ 20.00	24,000	\$ 480,000.00	\$ 559,872.00	\$ 604,661.76	\$ 653,034.70	\$ 705,277.48	\$ 761,699.68	\$ 720,000.00	\$ 768,000.00	\$ 840,000.00	\$ 912,000.00			
L. Johnson MS	Wall Systems	CMU	All	2005	sf. ft.	\$ 37.00	16,000	\$ 592,000.00	\$ 690,508.80	\$ 745,749.50	\$ 805,409.46	\$ 869,842.22	\$ 939,429.60	\$ 888,000.00	\$ 947,200.00	\$ 1,036,000.00	\$ 1,124,800.00			
L. Johnson MS	Wall Systems	Windows	All	2005	sf. ft.	\$ 17.00	9,500	\$ 161,500.00	\$ 188,373.60	\$ 203,443.49	\$ 219,718.97	\$ 237,296.48	\$ 256,280.20	\$ 242,250.00	\$ 258,400.00	\$ 282,625.00	\$ 306,850.00			
L. Johnson MS	Wall Systems	Locksets	All	2005	ea	\$ 300.00	45	\$ 13,500.00	\$ 15,746.40	\$ 17,006.11	\$ 18,366.60	\$ 19,835.93	\$ 21,422.80	\$ 20,250.00	\$ 21,600.00	\$ 23,625.00	\$ 25,650.00			
L. Johnson MS	Wall Systems	Wall Covering	Relocatables	2005	sq. yd.	\$ 15.00	680	\$ 10,200.00	\$ 11,897.28	\$ 12,849.06	\$ 13,876.99	\$ 14,987.15	\$ 16,186.12	\$ 15,300.00	\$ 16,320.00	\$ 17,850.00	\$ 19,380.00			
L. Johnson MS	Wall Systems	Gym Wall Pads	Main Gym	2005	ea	\$ 1,500.00	8	\$ 12,000.00	\$ 13,996.80	\$ 15,116.54	\$ 16,325.87	\$ 17,631.94	\$ 19,042.49	\$ 18,000.00	\$ 19,200.00	\$ 21,000.00	\$ 22,800.00			
Site Total DM by YR								\$ 291,600.00	\$ 5,394.60	\$ 108,681.65	\$ 236,044.83	\$ 92,567.67	\$ 19,042.49	\$ 443,550.00	\$ 846,185.60	\$ 417,375.00	\$ -			
Sub Totals								\$ 2,898,816.00	\$ 3,386,573.58	\$ 3,760,354.95	\$ 3,943,807.17	\$ 4,351,879.41	\$ 4,600,056.68	\$ 4,348,224.00	\$ 4,638,105.60	\$ 5,072,928.00	\$ 5,507,750.40			
Actuals								\$ 115,000.00	\$ 9,660.00	\$ 108,681.65	\$ 0.00	\$ 83,000.00								



George Parker:
Replacement Contract to DGI - \$83,000

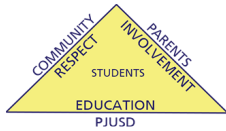


PIERCE JOINT UNIFIED SCHOOL DISTRICT

April 19, 2023

Arbuckle ES - 701 Hall Street

School	Assessed System	TYPE	Bldg.	Bench Mark Date	UNIT	U/C*	QTY	2017/18	2019/20	2020/21	2021/22	2022/23	2023/24	2025	2030	2035	2040		
Arbuckle ES	Electric	Clocks/Bells	All	2023	sq. ft.	\$ 1.75	47,000	\$ 82,250.00	\$ 95,936.40	\$ 103,611.31	\$ 111,900.22	\$ 120,852.23	\$ 130,520.41	\$ 123,375.00	\$ 131,600.00	\$ 143,937.50	\$ 156,275.00		
Arbuckle ES	Electric	Fire Alarm	All	2005	sq. ft.	\$ 3.50	47,000	\$ 164,500.00	\$ 191,872.80	\$ 207,222.62	\$ 223,800.43	\$ 241,704.47	\$ 246,750.00	\$ 263,200.00	\$ 287,875.00	\$ 312,550.00	\$ 343,805.00		
Arbuckle ES	Electric	Lighting	All	2017	sq. ft.	\$ 3.85	47,000	\$ 180,950.00	\$ 211,060.08	\$ 227,944.89	\$ 246,180.48	\$ 265,874.92	\$ 271,425.00	\$ 289,520.00	\$ 316,662.50	\$ 343,805.00	\$ 375,000.00		
Arbuckle ES	Electric	Intercom/Phone	All	2017	sq. ft.	\$ 0.50	47,000	\$ 23,500.00	\$ 27,410.40	\$ 29,603.23	\$ 31,971.49	\$ 34,529.21	\$ 35,250.00	\$ 37,600.00	\$ 41,125.00	\$ 44,650.00	\$ 48,175.00		
Arbuckle ES	Floors	Carpet	All	2009	sq. ft.	\$ 4.50	38,000	\$ 171,000.00	\$ 199,454.40	\$ 215,410.75	\$ 232,643.61	\$ 251,255.10	\$ 271,355.51	\$ 256,500.00	\$ 273,600.00	\$ 299,250.00	\$ 324,900.00		
Arbuckle ES	Floors	VCT	Kit & RR's	2005	sq. ft.	\$ 7.50	9,000	\$ 67,500.00	\$ 78,732.00	\$ 85,030.56	\$ 91,833.00	\$ 99,179.65	\$ 107,114.02	\$ 101,250.00	\$ 108,000.00	\$ 118,125.00	\$ 128,250.00		
Arbuckle ES	HVAC	Wall Units	Ports	2017/19	ea	\$ 6,500.00	14	\$ 91,000.00	\$ 106,142.40	\$ 114,633.79	\$ 123,804.50	\$ 133,708.85	\$ 144,405.56	\$ 136,500.00	\$ 145,600.00	\$ 159,250.00	\$ 172,900.00		
Arbuckle ES	HVAC	Controls	Perm. Bldgs	2017/19	ea	\$ 1,800.00	20	\$ 36,000.00	\$ 41,990.40	\$ 45,349.63	\$ 48,977.60	\$ 52,895.81	\$ 57,127.48	\$ 54,000.00	\$ 57,600.00	\$ 63,000.00	\$ 68,400.00		
Arbuckle ES	HVAC	Controls	Portables	2017/18/19	ea	\$ 1,800.00	14	\$ 25,200.00	\$ 29,393.28	\$ 31,744.74	\$ 34,284.32	\$ 37,027.07	\$ 39,989.23	\$ 37,800.00	\$ 40,320.00	\$ 44,100.00	\$ 47,880.00		
Arbuckle ES	HVAC	Package	All	2017/19	ea	\$ 8,500.00	34	\$ 289,000.00	\$ 337,089.60	\$ 364,056.77	\$ 393,181.31	\$ 424,635.81	\$ 458,606.68	\$ 433,500.00	\$ 462,400.00	\$ 505,750.00	\$ 549,100.00		
Arbuckle ES	Paint	Interior	All	2005	sq. ft.	\$ 1.80	47,000	\$ 84,600.00	\$ 98,677.44	\$ 106,571.64	\$ 115,097.37	\$ 124,305.16	\$ 134,249.57	\$ 126,900.00	\$ 135,360.00	\$ 148,050.00	\$ 160,740.00		
Arbuckle ES	Paint	Paint - Exterior/trim	All	2017	sq. ft.	\$ 2.00	47,000	\$ 94,000.00	\$ 109,641.60	\$ 118,412.93	\$ 127,885.96	\$ 138,116.84	\$ 149,166.19	\$ 141,000.00	\$ 150,400.00	\$ 164,500.00	\$ 178,600.00		
Arbuckle ES	Site	Landscape/Irrigation	All	1975	sq. ft.	\$ 4.50	40,000	\$ 180,000.00	\$ 209,952.00	\$ 226,748.16	\$ 244,888.01	\$ 264,479.05	\$ 285,637.38	\$ 270,000.00	\$ 288,000.00	\$ 315,000.00	\$ 342,000.00		
Arbuckle ES	Paving	Sidewalks	All	1970	sq. ft.	\$ 15.00	24,000	\$ 360,000.00	\$ 419,904.00	\$ 453,496.32	\$ 489,776.03	\$ 528,958.11	\$ 571,274.76	\$ 540,000.00	\$ 576,000.00	\$ 630,000.00	\$ 684,000.00		
Arbuckle ES	Paving	Replacement	All	2000	sq. ft.	\$ 8.50	32,000	\$ 272,000.00	\$ 317,260.80	\$ 342,641.66	\$ 370,053.00	\$ 399,657.24	\$ 431,629.82	\$ 408,000.00	\$ 435,200.00	\$ 476,000.00	\$ 516,800.00		
Arbuckle ES	Paving	Seal/Stripe	Parking	2007	sq. ft.	\$ 1.50	12,000	\$ 18,000.00	\$ 20,995.20	\$ 22,674.82	\$ 24,488.80	\$ 26,447.91	\$ 28,563.74	\$ 27,000.00	\$ 28,800.00	\$ 31,500.00	\$ 34,200.00		
Arbuckle ES	Paving	Dirt	Track	2000	ea	\$ 25,000.00	1	\$ 25,000.00	\$ 29,160.00	\$ 31,492.80	\$ 34,012.22	\$ 36,733.20	\$ 39,671.86	\$ 37,500.00	\$ 40,000.00	\$ 43,750.00	\$ 47,500.00		
Arbuckle ES	Site	Play Equipment	All	2000	ea.	\$ 60,000.00	2	\$ 120,000.00	\$ 139,968.00	\$ 151,165.44	\$ 163,258.68	\$ 176,319.37	\$ 190,424.92	\$ 180,000.00	\$ 192,000.00	\$ 210,000.00	\$ 228,000.00		
Arbuckle ES	Plumbing	RR Fixtures	All	1967	sq. ft.	\$ 3.10	47,000	\$ 145,700.00	\$ 169,944.48	\$ 183,540.04	\$ 198,223.24	\$ 214,081.10	\$ 231,207.59	\$ 218,550.00	\$ 233,120.00	\$ 254,975.00	\$ 276,830.00		
Arbuckle ES	Plumbing	Mains/other	All	1937	LS	\$ 275,000.00	1	\$ 275,000.00	\$ 320,760.00	\$ 346,420.80	\$ 374,134.46	\$ 404,065.22	\$ 436,390.44	\$ 412,500.00	\$ 440,000.00	\$ 481,250.00	\$ 522,500.00		
Arbuckle ES	Roofs	Replace S.P.	B400/500/600	2019	sq. ft.	\$ 15.00	11,000	\$ 165,000.00	\$ 192,456.00	\$ 207,852.48	\$ 224,480.68	\$ 242,439.13	\$ 261,834.26	\$ 247,500.00	\$ 264,000.00	\$ 288,750.00	\$ 313,500.00		
Arbuckle ES	Roofs	Replace Built Up	B100/200/700	2005	sq. ft.	\$ 18.00	12,000	\$ 216,000.00	\$ 251,942.40	\$ 272,097.79	\$ 293,865.62	\$ 317,374.86	\$ 342,764.85	\$ 324,000.00	\$ 345,600.00	\$ 378,000.00	\$ 410,400.00		
Arbuckle ES	Roofs	Replace S.P.	Portables	2018	ea.	\$ 13,500.00	14	\$ 189,000.00	\$ 220,449.60	\$ 238,085.57	\$ 257,132.41	\$ 277,703.01	\$ 299,919.25	\$ 283,500.00	\$ 302,400.00	\$ 330,750.00	\$ 359,100.00		
Arbuckle ES	Roofs	Replace S.P.	B300/MPR	2018	sq. ft.	\$ 20.52	13,000	\$ 266,760.00	\$ 311,148.86	\$ 336,040.77	\$ 362,924.03	\$ 391,957.96	\$ 423,314.59	\$ 400,140.00	\$ 426,816.00	\$ 466,830.00	\$ 506,844.00		
Arbuckle ES	Wall Systems	Windows	All	??	sq. ft.	\$ 17.00	23,500	\$ 399,500.00	\$ 465,976.80	\$ 503,254.94	\$ 543,515.34	\$ 586,996.57	\$ 633,956.29	\$ 599,250.00	\$ 639,200.00	\$ 699,125.00	\$ 759,050.00		
Arbuckle ES	Wall Systems	Doors	All	??	ea.	\$ 600.00	90	\$ 54,000.00	\$ 62,985.60	\$ 68,024.45	\$ 73,466.40	\$ 79,343.72	\$ 85,691.21	\$ 81,000.00	\$ 86,400.00	\$ 94,500.00	\$ 102,600.00		
Arbuckle ES	Wall Systems	Locksets	All	??	ea	\$ 300.00	90	\$ 27,000.00	\$ 31,492.80	\$ 34,012.22	\$ 36,733.20	\$ 39,671.86	\$ 42,845.61	\$ 40,500.00	\$ 43,200.00	\$ 47,250.00	\$ 51,300.00		
Arbuckle ES	Wall Systems	Wall Covering	Relocatables	1990	sq. yd.	\$ 15.00	2,280	\$ 34,200.00	\$ 39,890.88	\$ 43,082.15	\$ 46,528.72	\$ 50,251.02	\$ 54,271.10	\$ 51,300.00	\$ 54,720.00	\$ 59,850.00	\$ 64,980.00		
Site Total DM by YR								\$ 604,240.00	\$ 221,849.28	\$ 346,420.80	\$ 223,800.43	\$ 120,852.23	\$ -	\$ 395,175.00	\$ 928,720.00	\$ 523,250.00	\$ 102,600.00		
Sub Totals								\$ 4,056,660.00	\$ 4,731,688.22	\$ 5,110,223.28	\$ 5,519,041.14	\$ 5,960,564.44	\$ 6,437,409.59	\$ 6,084,990.00	\$ 6,490,656.00	\$ 7,099,155.00	\$ 7,707,654.00		
Actuals								\$ 375,060.00	\$ 221,628.00	\$ 35,000.00	\$ 0.00	\$ 103,000.00							



PIERCE JOINT UNIFIED SCHOOL DISTRICT

April 19, 2023

Grand Island ES - 551 Leven Street

School	Assessed System	TYPE	Bldg.	Bench Mark Date	UNIT	U/C*	QTY	2017/18	2019/20	2020/21	2021/22	2022/23	2023/24	2025	2030	2035	2040
Grand Island ES	Electric	Clocks/Bells	All	2005	sq. ft.	\$ 1.75	10,800	\$ 18,900.00	\$ 22,044.96	\$ 23,808.56	\$ 25,713.24	\$ 27,770.30	\$ 29,991.92	\$ 28,350.00	\$ 30,240.00	\$ 33,075.00	\$ 35,910.00
Grand Island ES	Electric	Fire Alarm	All	2005	sq. ft.	\$ 3.50	10,800	\$ 37,800.00	\$ 44,089.92	\$ 47,617.11	\$ 51,426.48	\$ 55,540.60	\$ 59,983.85	\$ 56,700.00	\$ 60,480.00	\$ 66,150.00	\$ 71,820.00
Grand Island ES	Electric	Lighting	All	2017	sq. ft.	\$ 3.85	10,800	\$ 41,580.00	\$ 48,498.91	\$ 52,378.82	\$ 56,569.13	\$ 61,094.66	\$ 65,982.23	\$ 62,370.00	\$ 66,528.00	\$ 72,765.00	\$ 79,002.00
Grand Island ES	Electric	Intercom/Phone	All	2017	sq. ft.	\$ 0.50	10,800	\$ 5,400.00	\$ 6,298.56	\$ 6,802.44	\$ 7,346.64	\$ 7,934.37	\$ 8,569.12	\$ 8,100.00	\$ 8,640.00	\$ 9,450.00	\$ 10,260.00
Grand Island ES	Floors	Carpet	All	2009	sq. ft.	\$ 4.50	3,200	\$ 14,400.00	\$ 16,796.16	\$ 18,139.85	\$ 19,591.04	\$ 21,158.32	\$ 22,850.99	\$ 21,600.00	\$ 23,040.00	\$ 25,200.00	\$ 27,360.00
Grand Island ES	Floors	VCT	Kit & RR's	2005	sq. ft.	\$ 7.50	1,500	\$ 11,250.00	\$ 13,122.00	\$ 14,171.76	\$ 15,305.50	\$ 16,529.94	\$ 17,852.34	\$ 16,875.00	\$ 18,000.00	\$ 19,687.50	\$ 21,375.00
Grand Island ES	Floors	Wood in CR	All	1950	sq. ft.	\$ 18.00	2,900	\$ 52,200.00	\$ 60,886.08	\$ 65,756.97	\$ 71,017.52	\$ 76,698.93	\$ 82,834.84	\$ 78,300.00	\$ 83,520.00	\$ 91,350.00	\$ 99,180.00
Grand Island ES	HVAC	Units	Perm. Bldgs	2019	ea	\$ 8,500.00	9	\$ 76,500.00	\$ 89,229.60	\$ 96,367.97	\$ 104,077.41	\$ 112,403.60	\$ 121,395.89	\$ 114,750.00	\$ 122,400.00	\$ 133,875.00	\$ 145,350.00
Grand Island ES	HVAC	Controls	Perm. Bldgs	2005/10	ea	\$ 1,800.00	6	\$ 10,800.00	\$ 12,597.12	\$ 13,604.89	\$ 14,693.28	\$ 15,868.74	\$ 17,138.24	\$ 16,200.00	\$ 17,280.00	\$ 18,900.00	\$ 20,520.00
Grand Island ES	Paint	Interior	All	2005	sq. ft.	\$ 1.40	21,000	\$ 29,400.00	\$ 34,292.16	\$ 37,035.53	\$ 39,998.38	\$ 43,198.25	\$ 46,654.11	\$ 44,100.00	\$ 47,040.00	\$ 51,450.00	\$ 55,860.00
Grand Island ES	Paint	Paint - Exterior/trim	All	2020	sq. ft.	\$ 1.50	21,000	\$ 31,500.00	\$ 36,741.60	\$ 39,689.93	\$ 42,855.40	\$ 46,283.63	\$ 49,986.54	\$ 47,250.00	\$ 50,400.00	\$ 55,125.00	\$ 59,850.00
Grand Island ES	Site	Landscape/Irrigation	All	2022	sq. ft.	\$ 2.50	21,000	\$ 52,500.00	\$ 61,236.00	\$ 66,134.88	\$ 71,425.67	\$ 77,139.72	\$ 83,240.00	\$ 78,750.00	\$ 84,000.00	\$ 91,875.00	\$ 99,750.00
Grand Island ES	Paving	Sidewalks	All	1970	sq. ft.	\$ 15.00	9,000	\$ 135,000.00	\$ 157,464.00	\$ 170,061.12	\$ 183,666.01	\$ 198,359.29	\$ 215,000.00	\$ 22,500.00	\$ 216,000.00	\$ 236,250.00	\$ 256,500.00
Grand Island ES	Paving	Replacement	All	2000	sq. ft.	\$ 8.50	18,000	\$ 153,000.00	\$ 178,459.20	\$ 192,735.94	\$ 208,154.81	\$ 224,807.20	\$ 242,500.00	\$ 29,500.00	\$ 244,800.00	\$ 267,750.00	\$ 290,700.00
Grand Island ES	Paving	Seal/Stripe	Parking	??	sq. ft.	\$ 2.00	4,500	\$ 9,000.00	\$ 10,497.60	\$ 11,337.41	\$ 12,244.40	\$ 13,223.95	\$ 14,281.87	\$ 13,500.00	\$ 14,400.00	\$ 15,750.00	\$ 17,100.00
Grand Island ES	Site	Dirt	BB Field	??	ea	\$ 15,000.00	1	\$ 15,000.00	\$ 17,496.00	\$ 18,895.68	\$ 20,407.33	\$ 22,039.92	\$ 23,800.00	\$ 22,500.00	\$ 24,000.00	\$ 26,250.00	\$ 28,500.00
Grand Island ES	Site	Play Equipment	All	2000	ea.	\$ 45,000.00	1	\$ 45,000.00	\$ 52,488.00	\$ 56,687.04	\$ 61,222.00	\$ 66,119.76	\$ 71,409.34	\$ 67,500.00	\$ 72,000.00	\$ 78,750.00	\$ 85,500.00
Grand Island ES	Plumbing	RR Fixtures	All	1967	sq. ft.	\$ 3.10	10,800	\$ 33,480.00	\$ 39,051.07	\$ 42,175.16	\$ 45,549.17	\$ 49,193.10	\$ 53,128.55	\$ 50,220.00	\$ 53,568.00	\$ 58,590.00	\$ 63,612.00
Grand Island ES	Plumbing	Mains/other	All	1937	LS	\$ 130,000.00	1	\$ 130,000.00	\$ 151,632.00	\$ 163,762.56	\$ 176,863.56	\$ 191,012.65	\$ 206,293.66	\$ 195,000.00	\$ 208,000.00	\$ 227,500.00	\$ 247,000.00
Grand Island ES	Roofs	Replace Tile	All	1950	sq. ft.	\$ 35.00	13,000	\$ 455,000.00	\$ 530,712.00	\$ 573,168.96	\$ 619,022.48	\$ 668,544.27	\$ 722,027.82	\$ 682,500.00	\$ 728,000.00	\$ 796,250.00	\$ 864,500.00
Grand Island ES	Wall Systems	Windows	All	??	sq. ft.	\$ 17.00	10,800	\$ 183,600.00	\$ 214,151.04	\$ 231,283.12	\$ 249,785.77	\$ 269,768.63	\$ 291,350.13	\$ 275,400.00	\$ 293,760.00	\$ 321,300.00	\$ 348,840.00
Grand Island ES	Wall Systems	Doors	All	??	ea.	\$ 600.00	30	\$ 18,000.00	\$ 20,995.20	\$ 22,674.82	\$ 24,488.80	\$ 26,447.91	\$ 28,563.74	\$ 27,000.00	\$ 28,800.00	\$ 31,500.00	\$ 34,200.00
Grand Island ES	Wall Systems	Locksets	All	??	ea	\$ 300.00	30	\$ 9,000.00	\$ 10,497.60	\$ 11,337.41	\$ 12,244.40	\$ 13,223.95	\$ 14,281.87	\$ 13,500.00	\$ 14,400.00	\$ 15,750.00	\$ 17,100.00
Sub Totals								\$ 1,568,310.00	\$ 1,829,276.78	\$ 1,975,618.93	\$ 2,133,668.44	\$ 2,304,361.92	\$ 2,488,710.87	\$ 2,352,465.00	\$ 2,509,296.00	\$ 2,744,542.50	\$ 2,979,789.00
Site Total DM by Yr								\$ 46,980.00	\$ 61,236.00	\$ 39,680.93	\$ 96,975.65	\$ 77,139.72	\$ 71,409.34	\$ 44,550.00	\$ 140,928.00	\$ 636,300.00	\$ 99,180.00
Actuals								\$ 3,500.00	\$ 30,000.00	\$ 43,180.93	\$ 0.00	\$ 100,258.00					
GRAND TOTAL DM by YR								\$ 1,791,290.00	\$ 1,355,211.00	\$ 526,276.18	\$ 2,086,690.76	\$ 2,315,881.45	\$ 503,673.91	\$ 2,424,750.00	\$ 4,856,633.60	\$ 2,513,175.00	\$ 201,780.00
GRAND TOTAL								\$ 19,371,596.00	\$ 22,763,720.17	\$ 24,687,673.27	\$ 26,545,310.95	\$ 28,761,503.49	\$ 30,962,450.69	\$ 29,057,394.00	\$ 30,994,553.60	\$ 33,900,293.00	\$ 36,806,032.40
Grand Total Actuals								\$ 696,860.00	\$ 633,685.00	\$ 302,962.58	\$ 95,024.00	\$ 961,258.00					



George Parker:
New Irrigation and
Leveling Sierra
Landscaping
\$100,258